



CROSSTALK

Volume 8, Issue 3
May-June 2014

PRESIDENT'S MESSAGE



Well, summer is definitely upon us, and the end of the second quarter is at hand. As a club, we have experienced some great events and look forward to more in the coming months.

We did one of our service projects in the highway cleanup event. This was a simple and easy task. Driving along our highways, you notice sections maintained by a myriad of entities, from Intel to Basha's. As Corvette enthusiasts, the conditions of the highways are even more significant to us.

Some of us went on a driver to San Diego and participated in Plastic Fantastic. I have been on the trip before, but this time it included a driver within the area as well as additional activities. For Corvette lovers, seeing 370+ cars in a park setting against the bay was fabulous.

Denise and I went on a mini driver with the Mions to Loveland, Colorado (northwest of Denver) to attend an N.C.R.S. (National Corvette Restoration Society) regional event. We stayed in an historic hotel in Durango and rode the Durango-Silverton coal-driven train. We saw great scenery on the train and more



later as we continued on our trip to Loveland. A number of our members are also members of NCRS. I was actually able to assist (take notes) in the judging of several 1962 Vettes, and learned a great deal about them. In this venue, there were probably 60 C1, C2, C3, and C4 cars in varying stages of restoration, with a few additional C5, C6, and C7 models on display—a truly phenomenal collection. If you have an interest in the older cars, whether you own one or not, NCRS is a fun social and educational activity.

We have accepted a few new members during this quarter and though some of them are up north for the summer, I look forward to their involvement with the club.

The heat of the summer in the valley is pretty tough, and members have a July driver planned for Ruidoso NM, and a September driver to Flagstaff. Both should allow some escape from the heat. The month of August is available for any member who might want to jump in and plan a driver. If you are new or concerned about planning a driver, remember there are more seasoned members willing to assist. You can go a relatively short distance in several directions to escape the heat.

As president and a member of the board, I am charged with assisting the club in its operation, but I am truly blessed in that I receive more than I give. From the camaraderie, social interaction, and just plain fun, we have a great club. I am proud to be its president.

Dave

DAVE PRESENTS A CHECK IN THE AMOUNT OF \$2000 TO PACKAGES FROM HOME (NET PROCEEDS FROM CORVETTES IN THE PARK).




INSIDE THIS ISSUE

<i>President's Message</i>	1
<i>Board Members</i>	2
<i>Member Birthdays</i>	2
<i>CCA Merchandise</i>	2
<i>Calendar</i>	3
<i>Progressive Dinner</i>	4-5
<i>San Diego Driver</i>	6-7
<i>Thorobred Thunder</i>	8
<i>C6 Trunk Partition Fix</i>	8
<i>C6 Z06-Style Spoiler Install</i>	9-10
<i>Governor's Report</i>	11
<i>Write an Article</i>	11
<i>Member Services</i>	12-13

UPCOMING MEMBER BIRTHDAYS

July

Gail Baldacchino
Diane Feck
Joe Grassel
Mary Ellen Hayden
Howard Katz
Bruce Lund
Sharon Lund
Bud Stover



August

Bob Adams
Bob Davenport
Sandy Duhaime
Annmarie Farascioni
Bill Hayden
Jackie Yarusso

CLUB MERCHANDISE

Online Store for Club Merchandise



Proud Owner Design

Check out the New "BLING" shirts for women, as well as all the other styles



GIFT CERTIFICATE\$
ARE NOW AVAILABLE ON LINE
Great for any occasion

Remember, if you are not sure of the size you need, do not order as it cannot be returned. Samples of most styles will be available to try on at CCA Business meetings.

Got Questions?
Contact Beth Godina
email: m.godina@att.net
Phone: 480.588.8914

CCA 2014 Board

President

Dave Lott

Vice President

Jim Enriquez

Secretary

Patti Kerber

Treasurer

Joe Hitzel

Activities Chair

Marge Rhode

Membership Chair

Nancy Hagen

Members @ Large

Beth Godina

(Club Merchandise)

Bruce Mundy

N.C.C.C. Governor

Mike Terrey

CCA 2014 Volunteers

Webmaster

Janet Ray

Crosstalk Editor

Garry Mion

Club Sponsor

THOROBRED
Chevrolet Chandler
Az's LARGEST Chevy Location

Club & Service Contact

Mike Terrey

tbredmterrey@earthlink.net

Sales Contact

Mark Glwna

(602) 292-8603

UPCOMING CCA EVENTS

July


4 - Independence Day

10 - Membership meeting
Floridino's 7:00PM

**Note this is the second
Thursday of this month!**

23 - Board Meeting
Rhode 7:30pm

**25-27 Driver to Ruidoso
Kerber & Rhode**



August

7 - Membership meeting
Thorobred 7:00PM

No Scheduled Board Meeting

Your event
goes here



September

1- Labor Day

4- Membership meeting
Floridino's 7:00PM

**5-6 Driver to Flagstaff
Friesz**



18- Board meeting
Hagan 7:30PM

October

2- Membership meeting
Thorobred 7:00PM
Nominations of 2015 Officers

**10-12 - Magical Mystery Tour
Hitzel**



16-Board meeting
Kerber 7:30PM

**25- Thorobred Thunder
Mion**



31-Halloween

ROADRUNNER EVENTS CALENDAR 2014 Schedule of Upcoming Events

RR-426-006	Verde Valley Vettes	Oct 11	Gimmick Rallye—Photo Rallie
RR-246-002	Verde Valley Vettes	Oct 12	Chance Rallye—Monopoly Run
RR-426-003	Verde Valley Vettes	Oct 12	Chance Rallye—Poker Rally 1
RR-426-004	Verde Valley Vettes	Oct 12	Chance Rallye—Poker Rally 2
RR-426-005	Verde Valley Vettes	Oct 12	Chance Rallye—Poker Run 3
RR-426-007	Verde Valley Vettes	Oct 13	Chance Rallye
RR-332-002	Corvette Club of Arizona	Oct 25	Peoples Choice—Thorobred Thunder

PROGRESSIVE DINNER

HOSTED BY THE BERRYMAN, LOTT, & MUNDY (ARTICLE BY BRUCE MUNDY)

Our CCA Progressive Dinner this year was a celebration of Cinco de Mayo. The weather was warm but that did not stop the fiesta! We had a total of 28 attendees plus the six hosts.



It started out at the Mundys for appetizers where they served fiesta soup, jalapeño poppers, rollups, nachos, sausages, peanuts, and veggies with various salsas, cheese sauces, and onion dip. Guests could choose from Sangria, various Mexican beers, sodas, or citrus-infused water to enjoy while visiting with other CCA fiesta goers. After signing in in the lasso-draped (Mexican banner) living



room, party goers could stroll down the hall to take pictures in fiesta finery. Joe Kino, local accordionist played background music via CD, but few but the early arrivals could hear it. After the crowd got there, there was quite a surge of conversation bouncing from couple to couple about lasso-draped back yard took time to smell the



Following Howard and house where they enjoyed famous turkey chili. After everyone enjoyed mouth-watering desserts



the family room kitchen. Some got out to the which opened on to a green belt. Some roses and enjoy the fountain.

Sheryl Katz, the gang drove to the Berrymans joyed enchiladas from Serrano's and Kathy's

their dinner, the next stop was the Lotts for made by Dave. Dave baked three types of cheesecakes and four types of cookie bars, plus a flan to keep the Cinco de Mayo theme. Yum! Following desserts on the patio in the balmy evening, overlooking the lake and large, lighted fountains, the guys came into the house to compete at three tables playing Texas Hold 'Em poker while the ladies stayed on the patio, dividing into two teams for lively, interactive games of Buzzwords and Telestrations.



PROGRESSIVE DINNER (CON'T)



SAN DIEGO DRIVER

HOSTED BY THE MIONS

For Karen and I, this was our sixth year attending Plastic Fantastic in San Diego... and it just keeps getting better every year. As long as the weather is cooperative, hard to beat the location and the cars.

There were ten CCA couples that joined us on the driver: Dziezynskis; Fecks; Hagans; Katzes; Kerbers; Lotts; Lunds; Marshes; Swansons; and Veirs. Of that group, we had first timers Dziezynskis, Fecks, Hagans, Kerbers, Lunds, and Veirs.



Our trip started at the CircleK in Maricopa, a convenient place for us to all meet, fuel up (both car and person), and go over our planned trip route and timing. We had stops in Gila Bend, Yuma (cheap gas), and El Centro (lunch). Everyone managed to stay together, and we arrived at the Dana Inn on schedule and without incidence. Some folks got their rooms, others had to wait for them to be ready. No Problem, we all managed to collect ourselves and sat out by the pool/marina to enjoy the company, the views, and the cool temperatures.

This driver was entirely optional in terms of participation in planned activities. On Friday night, a number of us chose to go walk/drive over to Luigi's at the Beach, one of our favorite places across from Belmont Park and close to the Mission Beach Boardwalk. Like times past, some members went in to share a 30" pizza. When it comes to pizza, size does matter. After dinner, those who were interested walked along the boardwalk, and then headed over to Belmont Park for dessert.



Saturday started out with a driver to Julian, CA. Our departure time was 9am, allowing us to get into Julian with enough time to explore the town before we headed for lunch. The trip out was relaxing yet spirited. Amazing views, twisty roads, and light traffic. Great for cruising in a Corvette. Our only hitch was when we arrived in Ramona, CA.,

where we met up with a detour due to the main road being closed off for a rodeo parade. The delay was minimal, and the silver lining was that the road past Ramona was clear for the most part. After getting a chance to visit various shops and perhaps sample some Julian pies, we all met up for lunch at the Julian Grill. We had two tables outside on the patio, under tree cover. The cool breeze and outdoor setting added to the enjoyment of our lunch, which for some did include Julian pie for dessert. The ride home from Julian was not scripted, so some decided to stay in Julian for a little while longer, some decided to check out the local vineyards, and others decided to head back to the Dana Inn. At some point in the afternoon we all were back, where some of us again decided to hang out by the pool/marina and relax before heading out to dinner.



SAN DIEGO DRIVER (CON'T)



Dinner that night was a last minute scheduling event with thanks going to Joe Dziezynski. His recommendation to Stone Brewing World Bistro and Gardens was spot on. Situated within the Point Loma now historic Naval Training Center, the restaurant encompasses more the 23K sqft of space, along with a bocce ball court and an 11K sqft garden. And being Stone Brewery—plenty of craft brews on tap. A great time was had by all, and to make it even better we had a shuttle bus take us to/from the Dana Inn (again, thanks to Joe for arranging at the last minute).

Hmmm—looks like Norma and Dawn are a bit surprised by the view in the bathroom...

Sunday was mostly dedicated to attending Plastic Fantastic XXXVII. We start out early, 7am, to be sure we can get our prime grass parking spot near the water. Good thing we did leave early, as there were already a number of cars on the site by the time we arrived. After getting our cars parked, most headed off to find coffee/breakfast. The day started out overcast, windy, and a bit chilly. But by mid morning the sun started to peak through the over-



cast, and by noon it was quite clear, sunny, and warmer (but much cooler than the temps in Arizona). There were over 370 cars at the show: a record. It seems that the white C7's in attendance caught the eyes of the Dziezynskis, Fecks, and Hagans (tough sell for Nancy to convince Frank to make the move). That Sunday evening, we headed out to Tony Roma's for dinner.

On Monday morning, everyone kind of set out on their own schedule. A few of us chose to head down to



Mission Beach for breakfast on the beach before heading out. It's always a little sad when good things come to an end, but alas our weekend fun in San Diego had come to an end and we headed back to Arizona as we watched the temperature climb from the 60's to the 100's.

You can be sure that Karen and I are headed back to San Diego again next year for Plastic Fantastic XXXVIII. Although it likely won't be an official CCA driver event, we welcome anybody that would want to tag along with us. No date has been set, but it usually happens the third weekend in May. Cheers!



THOROBRED THUNDER XV

CHAired BY GARRY MION

The date has now been set for Saturday, October 25th. The board approved a move from November 1st to the 25th to help alleviate a conflict with another major NCCC event in Sierra Vista, as well as conflicts with various Corvette-related events around the valley that several members of the club usually participate in, and that we might otherwise lose attendees to. As of now, the Kool-FM car show is scheduled to happen on October 18th.

With the date now set, it is time to start ramping up on the planning and promoting of the event. An update flyer is in the works and we will look to have that available in printed form at the August member meeting. Bids are being collected on t-shirts and trophies so that a preliminary budget can be presented at the July board meeting.

Last year we had a record year for cars, so the challenge is on to beat that number this year.

Of course—having a successful show would not be possible without the support of the club members. This year I would like to get more members involved as there are functions that could use some focused attention over some of the normal areas like registration and parking. These include working with vendors, looking at food options, collecting raffle prizes, and creating a more visible street presence.

So think about how you would like to contribute to Thorobred Thunder XV, especially if you have some skills that help with the areas I mentioned above. Feel free to [contact me](#) with any questions or suggestions relating to Thorobred Thunder XV, and I look forward to your participation in any way you can help.

C6 CONVERTIBLE TRUNK PARTITION

BY GARRY MION

Wouldn't you know it, right after we arrive in San Diego for Plastic Fantastic, I go to put the trunk partition back in and it won't snap into place... meaning the small micro-switch doesn't engage and I won't be able to put the top down. Fortunately, I was able to sort of prop it into place, but that solution is no long term solution.



I've seen/heard other people have this issue crop up. Turns out the retainer used on the trunk partition is also used as a floor mat and carpet retainer on other GM vehicles. They fail because the inner portion of the retainer breaks, and can no longer hold itself in place.



If this happens to you, the quick fix is to simply move the left retainer to the right side, but it does require you have a screwdriver or other prying instrument to separate the retainers. The picture at left shows how they go together. There are actually three of these retainers on the trunk partition (the third is on the bottom right by the passenger seat back—but that is very hard to get to).

You can somewhat repair the retainer by inserting a 16-gauge solid wire around the inner opening like I show in the picture to the right. It is not quite as strong as an un-broken retainer, but it does save you some money over buying a new retainer,

which are available from Thorobred Chevrolet for \$11.28 (comes as a 2pc kit). The part number is 19167704. I ordered one just to have it as a spare (fits nicely in the trunk storage compartment), as I really don't want to find myself in a situation where I can't put the top down because the partition will not stay in place.



C6 Z06-TYPE SPOILER INSTALL

BY BILL & KATHY BERRYMAN

We purchased the Z06-type spoiler from GM Parts Direct. The total time of installation from start to finish was about two hours. The instructions that come with the spoiler are not very complete nor are they very helpful. The first thing to do is cut out the paper template and make sure the back end of your car is clean.

Here are the tools you will need:

- ¼" drive 4 MM drive metric socket
- ¼" drive 10 MM drive metric socket
- Trox set w/driver handle
- Drill motor
- ¼" drill
- Small Flat file
- Small rattail flat file
- Hacksaw blade (for large material removal from the electrical connector hole)
- Blue painters tape (place in areas to protect paint when removing material and drilling)

Here she is all clean and ready to start.



Take out all four tail lights. This makes it easier to reach the screws (Trox) that hold the current spoiler in and then installing the new bolts.



Unscrew the four nuts that hold down the current spoiler.



Disconnect the power to the light and remove the spoiler.



Power Connector



Remove the light from the old spoiler and install it in the new spoiler. Use the long bolts from the spoiler you removed, rather than the two small black screws that came with the spoiler. When installing these screws place 3 small washers under the screws. This will make the screws long enough to allow for the nuts to be installed. *Note - This is important or the screws will not protrude through the body far enough to install the nuts!*

Using the longer bolts makes the longer spoiler fit more snugly.




SPOILER INSTALL (CON'T)



These are the four long bolts and two small black screws that came with the new spoiler. We did not use the two small ones.

Place the template on the back of your car making sure it is flat and wrinkle free, then tape it in place.



Install the screws on the new spoiler.



Before drilling - Perform an alignment test fit of the spoiler to see if the screw placement matches the drilling location marks on the template. Ours was off a bit so we had to make adjustments on the template.

Drill the four holes in your car. Yikes! Measure and match several times to make sure the alignment is correct before drilling. Perform another alignment test fit once the holes are drilled and widen them, if needed. (A rat tail file works well for this.)



Remove the template.

Remove the tape from the sticky pads on the new spoiler.



You will need to enlarge the hole in the center for the electrical connector to the light. The new spoiler fits differently. You need to remove quite a bit of the plastic.



As mentioned earlier you will need to place spacers (3 washers) under each of the two screws closest to the light so they would be long enough to accept the bolt.



Place the spoiler in position and install the nuts.

DO NOT OVERTIGHTEN THE NUTS.

Hand tight is enough. Over tightening may distort the spoiler!



All finished!



NCCC GOVERNER'S REPORT

BY MIKE TERREY



The 2014 Memorial Day weekend "Superbash" hosted by The Tucson Corvette Club had something for everyone. Golf, Car Shows, Autocross, Rallyes, and Parties.

Corvette Club of Arizona was represented by 4 member and came away with trophies for each class.

Pat & Ray Jenkins represented CCA in all 5 sanctioned events, and Jim Enriquez was fastest of the Group 1 cars.

The 2nd Quarter 2014 Roadrunner Region Governors meeting was hosted by TCC during Superbash.

The highlights of the meeting; Felix Gallardo was elected as the new Regional Competition Director and Alicia Miller was elected as the new Roadrunner Regional Executive. Kim Sheridan continues to develop the regions web site.

The Region LOGO update is almost done

For those who would like to improve their driving skills or just experience what the C7 Corvette Stingray is capable of Bondurant is offering a special for the one day Stingray Experience, only \$499. I had a chance to experience the two day version and could not believe how much is packed into each day. You learn car control in a variety of situations accident avoidance and the best line to take on the different type of corners you experience on the track. Oh and the rev matching feature makes everyone an expert road racer by elimination the need to heel toe during downshifts, it blips the throttle and you can not feel the downshift. The cool seats made the 100+ temps bearable. A World Class Sports Car

For a the latest information of Roadrunner Regional events go [here](#).

LOOKING FOR MEMBER ARTICLES

BY GARRY MION

Everyone has a good story to tell about their Corvette (s). It could be about when you rode or purchased your first car and the experience that went with it. It could be about modification or enhancements you have made to your car and other members could benefit from how you did it or where it was done. It could be about where you have traveled with your car and would like share the experience. Whatever it is—it is something you are excited or passionate about and worth sharing with other members.

Writing an article is simple. You don't need to have any word processing skills, and you don't have to be the best speller or have a PHD in creative writing. If you can write an email—you can write an article. About the only technical skill you need would be to take digital photos—and that is only if you have pictures you would like to add to the article (they are a nice addition—and if you have trouble attaching them to an email I can help you out).

So how about it? Here are the latest dates by which I would need your article in order to make it into an upcoming newsletter.

August 24 for Vol8Iss4

October 27 for Vol8Iss5

December 23 for Vol8Iss6

I look forward to reading your article and including it in a future newsletter!

MEMBER SERVICES

Sharon A. DeGraff-Lund
Independent Beauty Consultant

10734 N. Sky Line Drive
Fountain Hills, AZ 85268
Home: 480-314-5440
Cell: 480-600-6649
e-mail: sblund3@cox.net
Web: www.Marykay.com/Sharon DeGraff

MARY KAY

REALTY ONE GROUP
A Team of Professionals

Dawn A. Dziezynski
REALTOR®

Cell: 480) 822-8180
www.FindAZhomesNow.com
Email: dawnadz@RealtyOneAZ.com
3530 Val Vista Drive #114
Gilbert, AZ 85297





Coast Phoenix Sky Harbor Hotel

Darlene Heavlin
Hotel Manager

4300 East Washington Street, Phoenix, AZ 85034
(602) 286-1124 Cell (480) 414-1816 Fax (602) 275-5616
dheavlin@coasthotelsusa.com www.coastphoenixskyharbor.com

Coast Hotels & Resorts ☎ 1-800-663-1144 www.coasthotels.com

SAB
SOUTHWEST ARCHITECTURAL BUILDERS

Joe Hitzel
Owner, President

P: 602.235.9200 FAX: 211
C: 480.220.0411
F: 602.235.9115
800.419.9713

3626 North Third Street
Phoenix, Arizona 85012-2022
joe.hitzel@sab-arizona.com




Time Management Training
Paper...Email...Schedules...Space...Life
for Businesses & Individuals

**Corporate Seminars
Conference Breakouts
Productivity Consulting
Office Organization**

Denise Landers Lott
Author—*Destination: Organization*
CEO: Key Organization Systems, Inc.

DLanders@KeyOrganization.com
www.KeyOrganization.com
281-397-0015

 **WADDELL & REED**
Financial Advisors™

BRUCE LUND
Financial Advisor

7001 North Scottsdale Road
Suite 2035
Scottsdale, AZ 85253
480-222-6700 x169 Fax 480-222-6707
Toll Free 877-869-1128 x169

Cell 480-861-9149
blund@wradvisors.com

www.waddell.com



Trust Your Home To Me
For Top Quality Work.

McCARTY'S PAINTING SERVICE
FREE ESTIMATES

Loren McCarty
License #151930

480-985-2754
Mobile 602-397-0158



CANDLELIGHT COMBO

Phone: (480) 820-5475
www.candlelightcombo.com



MEMBER SERVICES



DALE PAVLICEK
Associate Broker
Sales Manager

480.951.1010 Business
602.570.6300 Mobile
800.627.2286 Toll Free
480.483.4917 Fax
dpavlicek@cox.net

Scottsdale Executive Office Park
7975 N Hayden Rd C100
Scottsdale, AZ 85258-3246

www.welcometohometoaz.com

Owned And Operated By NRT Incorporated





MARGE ADONNA
FINE JEWELERY

MARGE RHODE

CELL 480.980.6464 ▾ FAX 480.963.0349
marge-rhode@msn.com

THOROBRED
CHEVROLET  **CHANDLER**
ARIZONA'S LARGEST CHEVY LOCATION

Mike Terrey
SERVICE MANAGER

Main: (480) 899-0131 Direct: (480) 814-1214 Fax: (480) 917-1033
Service Office: (480) 814-1234 tbredmterrey@earthlink.net
2121 N. Arizona Ave. • Chandler, Arizona 85225

THOROBRED
CHEVROLET  **CHANDLER**
Your Business Card Here

Markos Gluvna
GENERAL SALES MANAGER

Main: (480) 899-0131 Fax: (480) 899-1116
Cell: (602) 292-8603 thorobredgsm@earthlink.net
2121 N. Arizona Ave. • Chandler, Arizona 85225

Your Business Card Here

Your Business Card Here

Your Business Card Here

Your Business Card Here

